

The information in this guidebook is as of January 2023.

Check here for the latest information

 www.hucoop.jp

 @hucoop

 www.facebook.com/hucoop

In case of a lost IC ID card,
invalidate it on
your Co-op member site
(registration required)

24-hour support

 [https://vsign.jp/
hiroshima/cnuser/mypage](https://vsign.jp/hiroshima/cnuser/mypage)

Please contact the office below
if you are a non-member or
don't use Co-op member site.

Scan here



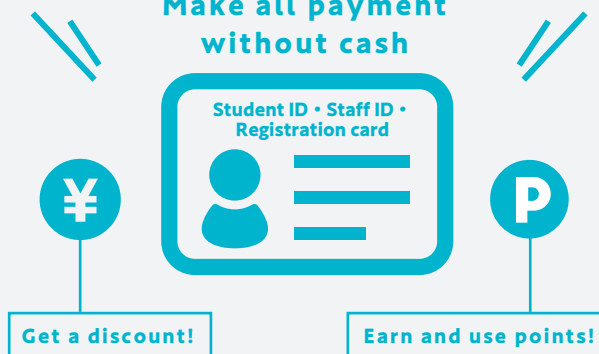
Built in
to your
IC ID Card

Hiroshima University Co-op E-money

Mypple

GUIDE BOOK

Go cashless!
Make all payment
without cash



For inquiries about this guidebook

Co-op office, Hiroshima University

TEL082-424-2525

Business hours: Mon-Fri 9:00 ~ 17:00

1-7-1 Kagamiyama, Higashihiroshima (in West 2 Co-op Shop)

E-mail: honbu@hucoop.jp



Hiroshima University Co-op

What is MYple?

E-money which makes shopping at Hiroshima University Co-op convenient.

MYple is built in to Hiroshima University IC ID cards, such as student IDs, Staff IDs, and Registration cards. You can smoothly make payments just by holding it over the register at the cafeterias and shops on campus.

What does MYple mean?

Hiroshima is famous for Japanese Maple trees, known as "momiji". Since each student and staff member has their own "MY" card, the word "MY" was integrated with the word "Maple". It was chosen from many entries put forward by Co-op members.

What is an IC ID card?

(Student ID • Staff ID • Registration Card)
Photo ID cards issued by Hiroshima University



Student ID • Staff ID •
Registration Card



E-money, MYple

You can use MYple at Co-op cafeterias and shops, including copy machines and vending machines on campus. Co-op members can earn points by purchasing the target products.

※ Non-members can also use E-money, but cannot earn points.

Meal card

This service is available only to Co-op members. Co-op members can integrate their meal card with their IC ID card, allowing you to pay for meals at Co-op cafeterias up to the daily maximum amount of money, for one year.

Check for meal card details →



What is a Co-op membership card?

If you become a Co-op member, you can use your IC ID card as a Co-op membership card. You can also get benefits and various offers including a 10% Co-op points on books.

Check for details about Terms and Conditions of MYple, and money refund policies.



E-money Number

Your E-money Number is the 12-digit number beginning with 6877 printed at the bottom right on the back of your card. Your E-money Number is also your membership number.

6877-XXXX-XXXX

Advantages of MYple

Speedy

No wallet needed!
You can pay easily without cash.

Points

Co-op members only

1 point = 1 yen can be converted to Co-op Wallet and you can also move them to MYple and you can use them to make purchases at the store, etc.

Services exclusive for members

University Co-op Online Book Store Website
online.univ.coop/book/

Books are available at 10% off the regular price (10% returned in Co-op points) and can be picked up at the Co-op Shop.

Co-op My Page [See page 11-12 for details vsign.jp/hiroshima/maruco/mypage](https://vsign.jp/hiroshima/maruco/mypage)

You can check your E-money balance and points and get various offers.

Myple easy to use

Loading your Myple card

You can load your Myple in multiples of 1,000 yen up to 50,000 yen.

You can reload at the “chargers” or the registers in the Co-op shops and cafeterias.



Chargers



Locations

■ Shops: West No.2, Univ.Hall, North No.1, North No.2, Kasumi Viola

■ Cafeterias: West No.2, North No.1, North No.2, East, Kasumi Viola

■ Libraries: Central 1F, Kasumi

Co-op Wallet



See page 13-14 for details

If you have a balance in the Co-op Wallet, you can transfer the balance to your MYple at the cash register of Co-op stores.

Balance Inquiry

■ Myple balances can be checked on the receipts and at the chargers.

Get discount on campus

Books are available at **10% off the regular price** (10% returned in Co-op points)

Co-op members only

You can get the benefit of 10% returned in Co-op point on any kind of books, from books essential for study and research to magazines (some exceptions apply).



Vending and Copy machines discounts

You can get 2-yen discount for vending machines and 1-yen for copies (B/W only).



Payments

You can make payments easily with your card at the register.

*Remove the card from your wallet before using to prevent interference from other IC cards in your wallet. Place it face up on the reader.



Co-op shops



You can make a payment quickly even in a crowded shop at lunch time.

Copy machines



Make a copy for 9 yen by paying with Myple. Pay 10 yen with cash.

Co-op cafeterias



In addition to meals, you can use Myple to pay for smaller items, such as coffee, bread, etc.

Vending machines



You can get a discount at the Co-op vending machines by paying with Myple.

Self-checkout machines



Set your IC ID card, scan the barcode, and touch “Pay” on the display.

ICE printers



Use Myple to pay for printing on machines connected to the ICE terminal (Information system for Communication and Education terminal). You can pay for printing only by MYple.

Co-op point rewards for “accumulate” and “use”

Co-op members only

The more you use, the more you earn

You can accumulate Co-op points by purchasing eligible products such as monthly campaign products at the Co-op Shop. Scenes such as event participation will be expanded sequentially.

1 point = 1 yen

Co-op points can be converted into 1 point for 1 yen and can be used for purchases at Co-op Wallet and MYple.



Shop information

Where to use Myple

[Legends]



Charger



Co-op shop



Co-op cafeteria



Self-checkout machine



ICE printer



Copy machine



Vending machine

on the Higashi Hiroshima Campus

Check for details about the Hiroshima University Co-op

Opening hours



Shop details



North Welfare Center No. 2



- North No. 2 Co-op shop
Supply (sales) of stationery, food, daily necessities, etc.
- North No. 2 Cafeteria
Weekly menu served cafeteria style.
- North 2 BBB
Shop for fresh bread and sandwiches.

North Welfare Center No. 1



- North No. 1 Co-op shop
Supplies (sales) books, mainly technical books (can be ordered), stationery, food, daily necessities, and Hiroshima University goods. Accepts various tickets, certifications such as English proficiency tests, driving schools, rental cars, etc. at the service counter.
- North No. 1 Cafeteria
Weekly menu served cafeteria style. Breakfast available.
- North No.1 Restaurant
Full service set meal style dining.

East Welfare Center



- East Cafeteria
Weekly menus are served cafeteria style. Halal food available.
- Course Support Room
Support for students taking unique courses offered by the Co-op, such as Civil servant exam preparation and Teacher recruitment exam preparation.

University Hall



- University Hall Co-op shop
Supply (sales) of stationery, food, daily necessities, etc.
- University Hall Cafeteria
Cafeteria style. Halal food available.
- Housing agency counter
Housing arrangements and consultation. Responsible for taking care of tenants in Co-op managed apartments and condominiums.

West Welfare Center No. 2

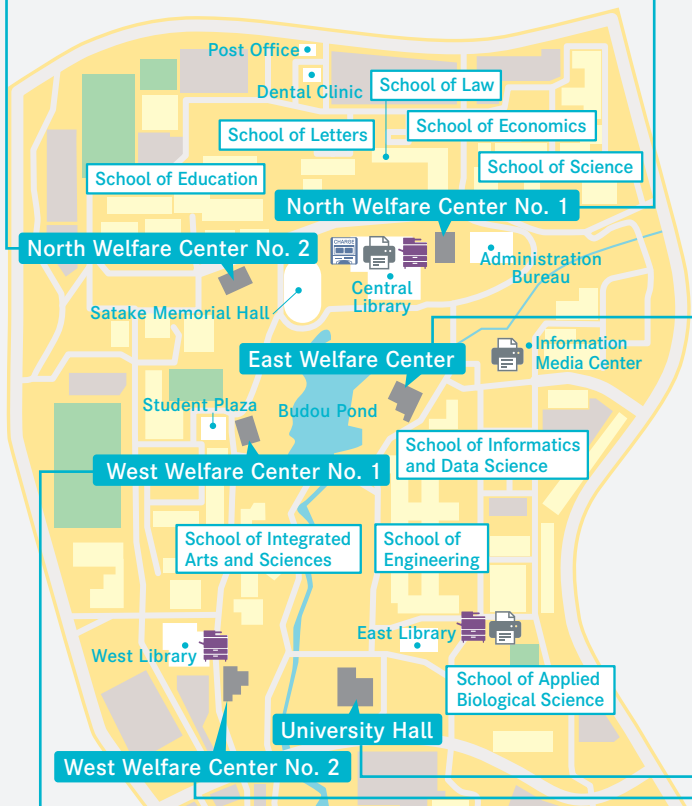


- West No. 2 Co-op shop
Supply (sales) of stationery, food, daily necessities, etc. Receptionist at the service counter for driving schools, etc. Offers consultation services for the purchase and repair of personal computers.
- West No. 2 Cafeteria
Weekly menu served cafeteria style. Breakfast available.
- Co-op Office
Joining and leaving the Co-op, applications for mutual aid and insurance.

West Welfare Center No. 1



- Textbook center
A store that handles textbooks for all lectures at the Higashihiroshima Campus. Also supplies (sells) boxed lunches, etc. at lunch time.



Shop information

Where to use Mypple

[Legends]



Charger



Co-op shop



Co-op cafeteria



Self-checkout machine



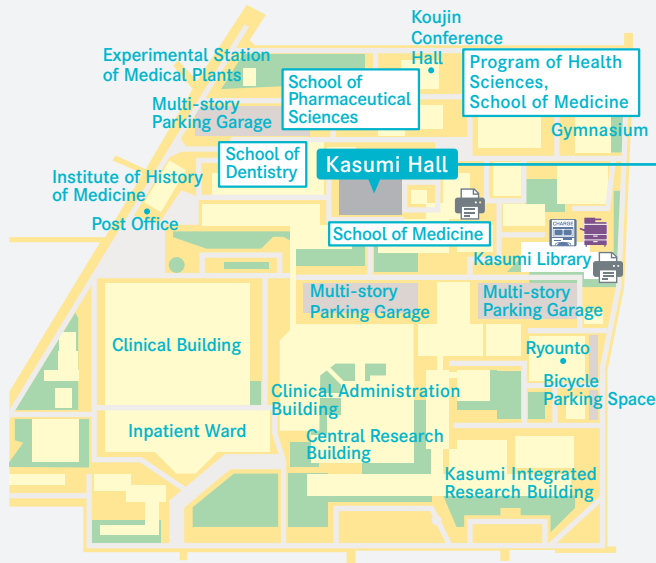
ICE printer



Copy machine



Vending machine



on the Kasumi Campus

on the Higashi Senda Campus

Check for details about the Hiroshima University Co-op

Opening hours



Shop details



Kasumi Campus

Kasumi Hall



■ Kasumi Viola shop

Books, mainly on medicine, dentistry, and pharmaceutical science (can be ordered), stationery, food, daily necessities, PC supplies, lab coats, shoes for nurses, and Hiroshima University goods. Applications for JR tickets, trip arrangements, driving schools, and rental cars at Travel counter.

■ Housing agency counter

Housing arrangements and consultation

■ Kasumi Viola Dining (Cafeteria)

Special of the week. Holds fairs such as "Asian Fair" and "Hokkaido Fair" 6 times a year.

Higashi Senda Campus

Higashi-Senda School Building L

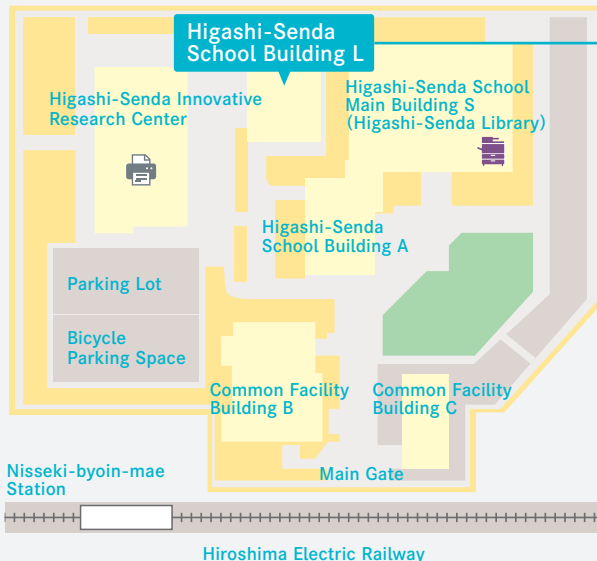


■ Punana Shop

Textbooks and books, mainly on law, economics, language study, and preparing for employment (can be ordered), stationery. Applications for driving schools.

■ Punana Dining (Cafeterias)

Special of the week. Holds fairs such as "Asian Fair" and "Hokkaido Fair" 6 times a year.



General information for current students

maruco



Click here for access



Business Hours

Schedule of the business hours of Co-op stores on campus is provided. You can also check the hours of operation of the cafeteria, which is convenient for lunch time.



Events & Questionnaires

Information on online events and various entertainment events. Registration is available on the web.

WEB store

In addition to cafeteria and convenience store announcements, information on civil service courses, teaching courses, and certification courses is also presented.



The latest information is available by e-mail.

Sign up for our daily email newsletter to receive the latest news from the HU Co-op. From the Co-op account settings screen, select "Receive mail" and the procedure is complete.

For new students, please also see the flow after the enrollment procedure.



Attention!

Join the Co-op and log in to get more out of MYple on

"Co-op My Page" the web!

See next page for details. 

Please join HiroshimaUniversity Co-op

University Co-op is where undergraduates, postgraduates, faculty and staff support each other for a better university life. University Co-op offers services such as cooperative stores, book stores, travel arrangements, cafeterias, housing and extracurricular classes based on member input, allowing member voices to support student life. The services are supported by member investment, so we hope you will take the time to become a member of this system.

Please join HiroshimaUniversity Co-op

- In order to join, a deposit for Co-op shares is required 20 shares at 20,000 yen(1 shares at 1,000 yen).
*A deposit of 2 shares (at 2,000 yen) is required of international students.
- The deposit will be fully returned when you leave the university (Be sure to follow the procedure).
- Inquiries about the application.
Contact information is printed on the back cover.

Using Myple on the web.

In order to make better use of MYple, students are
 (1) register a Co-op account, (2) register a member account, and
 If you have not yet registered and linked your account, please do

Co-op My Page

(Open for every Co-op member)



Sign up here

(3) link the two accounts. so.

① Log in to Co-op My Page (Co-op Account Registration)



New students, you can use your Co-op account on the Vsign site as it is!

③ Linking of two accounts



If the color of this card is red, the linkage is complete! You will be able to use various services of Co-op My Page.

After the linkage, you can use the Co-op My Page to Co-op Wallet and Co-op Points can be operated.



② Log in to the Co-op member site (registration of Co-op member account)



*Faculty members, please register only on the Co-op member site.

Sign up here



If you lose your IC ID-card invalidate it immediately

You can stop the service from Co-op My Page.

To prevent the unauthorized use of your Myple and Meal card, you can invalidate them on your "My Page" 24 hours a day even it's outside Co-op business hours. After about 70 minutes at the latest, all cash registers will be unavailable.

*If you don't use "My Page", contact us using the contact information printed on the back.

*You should also report the loss of the card to the university office in order to reissue your IC ID-card.

ICカード利用停止申請 - 組合員アカウント

生協電子マネーをお使いのカードを紛失・盗難された場合には、第三者による不正利用を防ぐために、この画面から利用停止申請を行ってください。

- ・画面下部の「停止」ボタンをクリックすると、利用停止申請が行われます。
- ・利用停止申請してから、生協店頭などで生協電子マネーが利用できなくなるまでには、タイムラグがございます。
- ・利用再開には、生協窓口での手続きが必要ですので、最寄りの生協窓口へお越しください。

You can deposit money into the Co-op Wallet online, and parents can deposit money into the Co-op Wallet!

You can apply for recharge from the Online Co-op My Page.

Payment can be made by a parent or guardian. Payments can be made at convenience stores or via Pay-easy (e.g., Internet banking).

We will also implement periodic charge plans with premiums.

*Deposits from parents/guardians must be linked to the parent / child account.



Accumulated Co-op points can be converted to Co-op Wallet at the rate of 1 point = 1 yen.




Co-op points are awarded for the purchase of books, textbooks, and other eligible products.

Co-op points can be converted to Co-op Wallet at the rate of 1 point = 1 yen.

You can redeem it at any time on My Page and use it for shopping.

*Points are valid for one year.



Both on the web and in stores.



Textbook Store TEXT-IT



With TEXT-IT, you can order textbooks online and pay with Co-op Wallet! At the store, you only need to pick up your textbooks.

[hiroshima.text.univ-coop.net]



Payment at the Co-op Web Shop

You can use the Co-op Wallet to pay for products and services on the Co-op Web Shop.



You can move your Co-op Wallet balance to your MYple.

Charge your MYple at the store's register! You can move your Co-op Wallet balance to your MYple.



Select the amount you want to charge.

